THE TECH LIST

GUIDE FOR BOOKERS

Find a crane or remote head tech who's free on your dates, pencil them in a few taps, and crew the whole job in one place. It's free.

THETECHLIST.NET · NOVEMBER 2026 · VERSION 5.0

Everyone and everything in the pictures is made up.

BEFORE YOU START

A booker account is for anyone who crews jobs: production coordinators and managers, best boys and grips.

- **What you can do:** search techs by the kit you need and the days you need them, send pencils and bookings, crew a whole job, and keep your favourite techs in one place.
- **What you need:** a work email address and two minutes.
- **Three words you'll see:** a **pencil** asks a tech to hold days for you; a **booking** is firm; a **2nd pencil** means another production holds those days first.

1 MAKE A BOOKER ACCOUNT

Go to **thetechlist.net**, tap **Join the list**, then **I book crew**.

1. **First name** and **Last name** — techs see this on your pencils.
2. **Email** — your work email. Techs' replies come here.
3. **Company** and **Your job** — optional, but they help the moderator check you quickly.
4. **Mobile** — optional. It goes with your pencils so techs can call you back.
5. **Password** (10 or more characters) and **Password again**. Tick the box, then **Create my account**.

Then two quick checks:

- **Confirm your email** — tap the link we send you. Not there? Check spam, or tap **Send it again**.
- **A moderator checks your account** — a working tech looks at your name, company and email, usually within a day.

> While you wait you can already find techs by kit or name and pencil them. You just can't see who's free on your dates until the check is done.

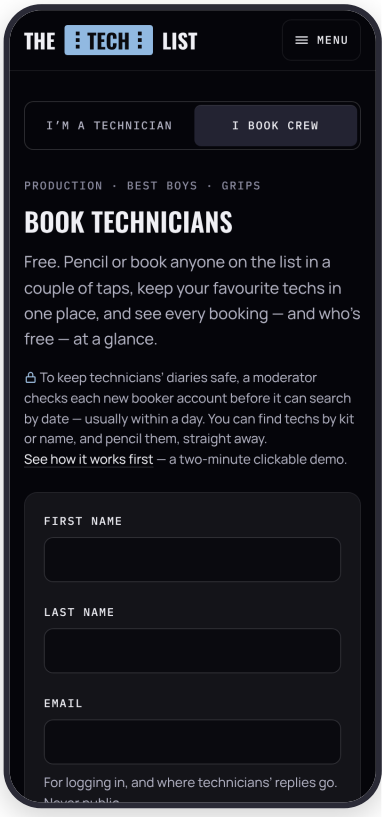

2 THREE TABS: CALENDAR, INBOX, ME

Calendar shows your jobs on a month, each one a bar with how it stands — orange means it needs you. Tap a day to see the crew on it and confirm or release them right there, or to find a tech for it. **More days** picks a run.

Inbox is what **Needs you**: a pencil to confirm or release, a tech who said no, an offer nobody's answered. A number on the tab means something's waiting.

Me has the rest: **Find crew**, **My techs**, **Your jobs**, all your bookings, **Phone calendar**, the guides and your account. On a phone the three tabs run along the bottom; on a computer, down the left.

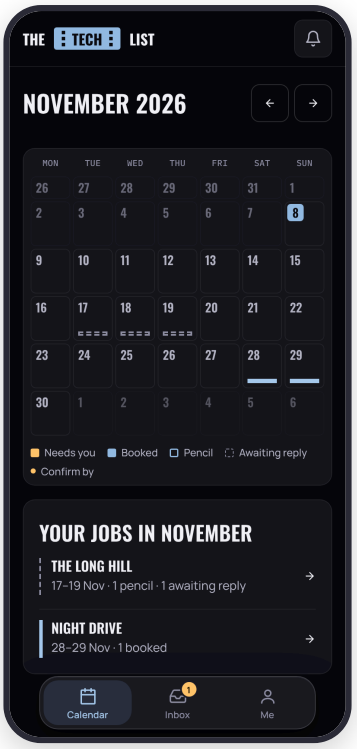

Calendar

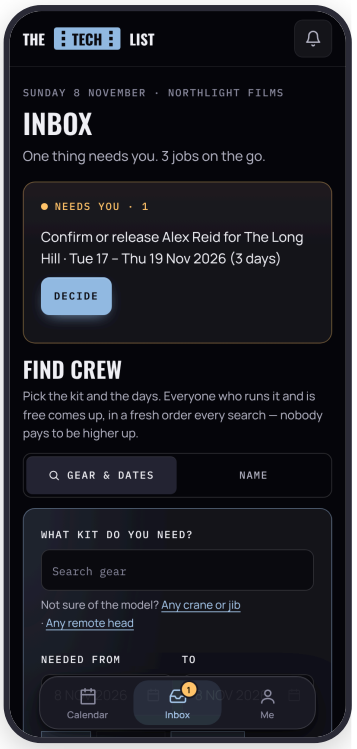

Inbox

3 FIND A TECH

Tell the site what kit you need and which days. It shows everyone who runs it and is free on every one of those days. Start from **Me** → **Find crew**, or tap a day on your **Calendar** (**More days** for several) and **Find a tech** — the dates come with you.

1. **What kit do you need?** Start typing ("Technocrane", "Libra"). Don't know the model? Tap **Any crane or jib** or **Any remote head**.
2. **Needed from** / **To** — tap the dates, or a quick button like **Next week**.
3. **Any of it / All of it** — leave it on **Any of it** unless one tech must run every item.
4. Tap **Find technicians**. Nobody's dates are checked until you do.

Know who you want? The **Name** tab finds them by name.

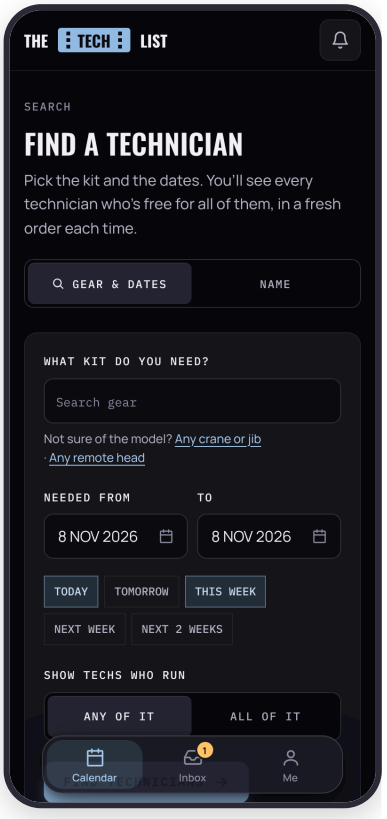

What you see:

- **The free list** — everyone who runs the kit and is free every day you picked, in a fresh order each time. Nobody pays to be higher up. Techs who keep their calendars current come first; “Calendar may be out of date” means call first.
- **Pencil** sends them a hold. **Save** keeps them under My techs. **Call** and **Email** use their own details.
- **Also run it** — techs who run the kit but aren’t free every day. Worth a call, or pencil anyway: a pencil just asks.
- **Shuffle again** re-deals the order. **Copy link** shares the exact search with a colleague.
- **“Checked a lot — call to ask”** — you’ve checked that tech against lots of different dates this week. Call them instead.

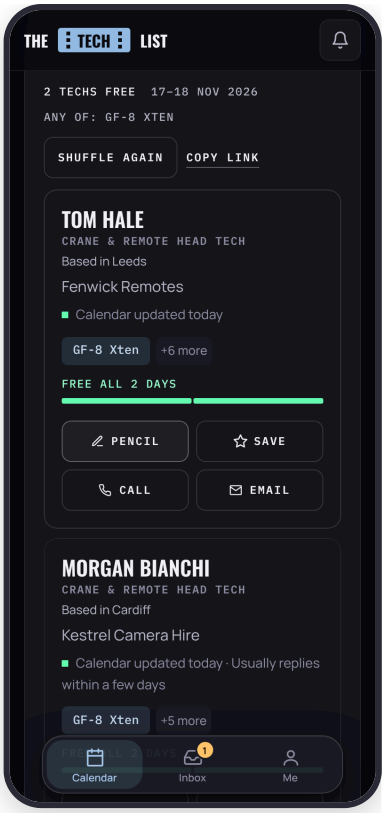

4 SEND A PENCIL

Tap **Pencil** on a tech. The form opens with your dates filled in.

1. **Pencil** or **Booking** — a pencil asks them to hold the days; a booking is firm. Not sure? Pencil.
2. **Needed from** / **To** — the line underneath says whether they're marked free on all of them.
3. **On the job as** — Crane tech, Remote head tech or Other. You have to pick one; it's how you see which roles are filled.
4. **Production or job** — the name you'll both see ("Harbour Lights — Ep 3"). **Where** is optional.
5. **Kit** — optional. Leave it blank and the tech will say what they bring.
6. **Through a rental house?** — only if the kit is coming from a house; that house then sees the booking too.
7. **Anything else** and **Your mobile**, then read the summary line and tap **Send pencil**.

The tech gets an email and replies on the site. You get an email the moment they do.

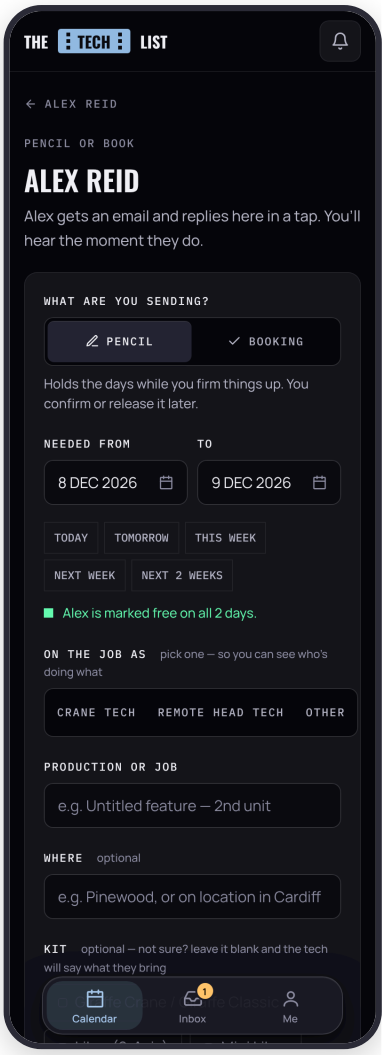

5 CONFIRM OR RELEASE

When a tech accepts your pencil, they're holding the days for you. Now you decide.

1. Tap the job on your **Calendar** (an amber mark means it needs you), or the line in **Inbox**.
2. Tap **Confirm** beside the tech, then again to be sure. The days come off their calendar and they get an email.
3. Plans changed? **Release**, then again. They're told straight away.
4. Want to add a note ("Call time 07:00, unit base at the studio")? Tap their name to open the pencil and confirm from there.

- **Confirm by** — a 1st pencil holds until two days before the job. Not confirmed by then, it lapses and the days go back to the tech. The day is marked with a dot on your Calendar.
- **You're 2nd pencil** — another production holds those days first. If theirs is released you move up by yourself and get an email. If the tech can't do the dates any more, you're told to release it and find someone else.
- **They said no?** You get an email, and on the job **Find someone else** searches the same dates and kit with your job's details already in the next pencil.

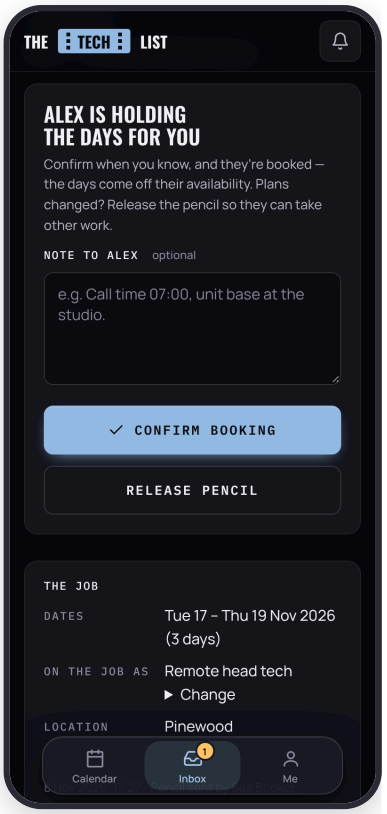

6 CREW THE WHOLE JOB

Need a crane tech and a remote head tech? Pencil the first, then fill the other role from the same job — the dates and details come with it.

Tap the job on your **Calendar**: every tech on it, their role and where they stand, and who said no.

- **Add a crane tech** / **Add a remote head tech** — opens the search on the job's dates and that kit, with the job's details carried into the next pencil. Anyone already on the job is marked, so you can't pencil them twice.
- **Crew list** — downloads everyone on the job as a spreadsheet for the call sheet: role, name, mobile, email, dates and status.
- **Me → Your jobs** lists every job as a card, past ones too.

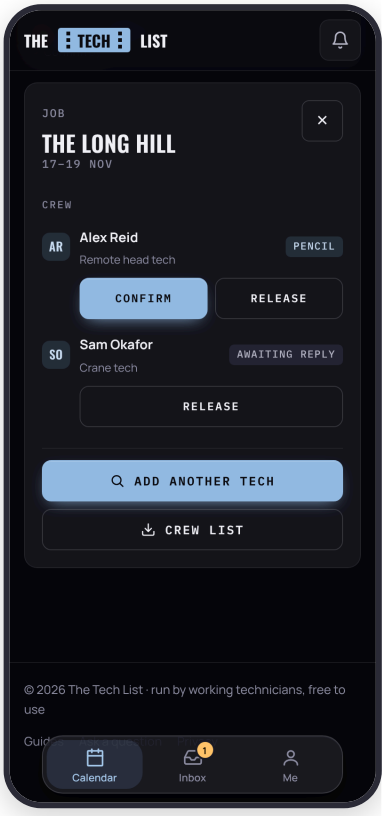

7 MY TECHS

Tap **Save** on anyone you'd book again and they wait under **Me → My techs**.

- **Coming up** — your next pencils and bookings, and how many are waiting for you to confirm.
- **Who's free?** — pick dates and the techs free on every one of them move to the top. Calendars themselves stay hidden.
- **Private note** — "great on the Libra", "prefers early calls". Only you see it.
- **Booked with you** — techs you've used before but haven't saved, with **Book again**.

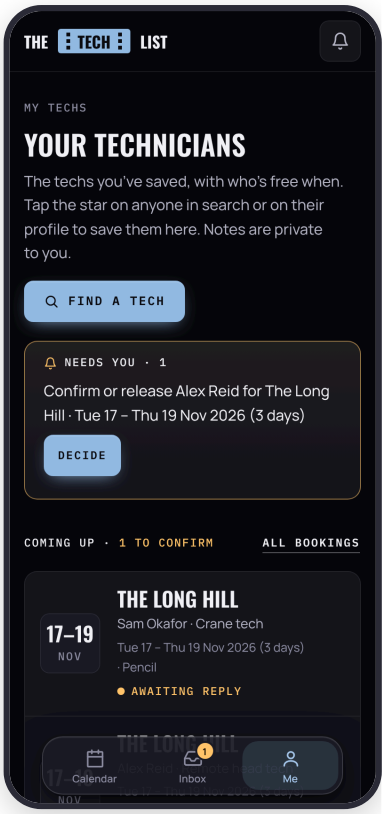

IF SOMETHING GOES WRONG

PROBLEM	WHAT TO DO
I can't see who's free on my dates	Your account is still being checked (usually within a day), or you haven't confirmed your email. You can still pencil.
Nobody comes up for my dates	Nobody is marked free on every day. Try fewer days, wider kit (**Any crane or jib**), or call the techs under **Also run it**.
A tech says "Checked a lot — call to ask"	You've checked them against lots of different dates this week. Call them, or pencil anyway. It resets after 7 days.
The form says "Pick what they're on the job as"	Tap Crane tech, Remote head tech or Other under **On the job as**.
"Tap again" doesn't do anything	Wait half a second between the two taps.
My pencil lapsed	It wasn't confirmed by its confirm-by date. Send a new pencil if you still need them.
I never got the confirmation email	Check spam, then **Send it again**. Wrong address? **Me → Account and log-in**.
Forgot my password	On the log-in page tap **Forgotten it?**
Anything else	Tap **Ask us** at the bottom of any page.