THE TECH LIST

GUIDE FOR TECHNICIANS

Get on the list in about five minutes, keep your free days current, and answer job offers from your phone.

THETECHLIST.NET · NOVEMBER 2026 · VERSION 5.0

Everyone and everything in the pictures is made up.

BEFORE YOU START

You need three things and about five minutes. It's free, and nobody can see your diary.

- **Your phone or a computer.** Everything works on a phone.
- **An email address you check.** Pencils and bookings arrive there.
- **Your IMDb link, or two recent jobs.** A moderator — a working tech — uses it to check you're a real technician. No IMDb? That's fine.

Go to **thetechlist.net** and tap **Join the list**.

1 SIGN UP

I'm a technician is already picked at the top. Fill in the form:

1. **First name** and **Last name** — your real name. It's what productions see.
2. **Email** — one you check. Mistype it ("gmial.com") and the form offers the fix.
3. **Your IMDb page** — optional for now. You can add it, or two recent jobs, later.
4. **Password** — at least 10 characters; a few random words works well. Then **Password again**.
5. Tick the box to say you understand what's shown publicly, and tap **Create my account**.

If something's wrong the form says so in red and keeps everything you typed.

> Then confirm your email: tap the link in the email we send you. Not there? Check spam, or tap **Send it again** on your profile.

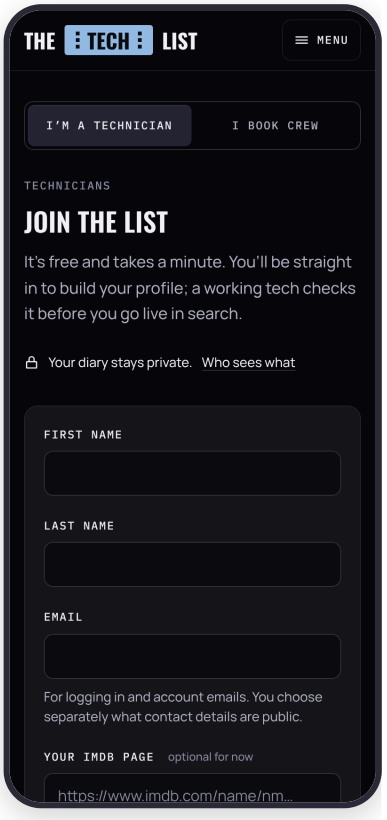

2 FILL IN YOUR PROFILE

After signing up you land on **Edit your profile**. Do the kit and contact parts now — nothing is saved until you tap **Save profile** at the bottom.

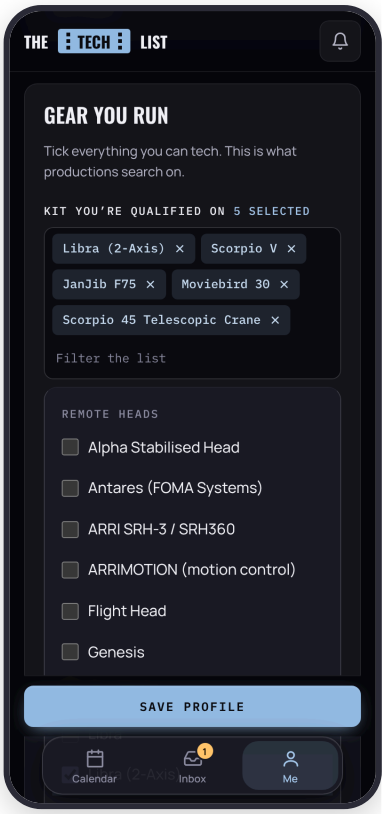

Gear you run

Productions search by kit, so this is how they find you. Tick everything you can run.

- Type in **Filter the list** to find a model fast ("techno", "libra").
- What you've picked sits at the top — tap × to take one off.
- Can't find your kit? Tap **Suggest it** under the list.

Contact and where you're based

- **Mobile** and **Contact email** are both optional. Whatever you fill in shows on your page so productions can call first. Leave them blank and pencils still reach your login email.
- **Keep your profile out of Google** is ticked to start with. People on The Tech List still find you.
- No IMDb page? Write **two recent jobs** instead (or a tech on the list who can vouch for you).
- **Based in** and **Travel** help productions looking for a local hire.

3 THE RENTAL HOUSES YOU WORK WITH

Further down, tick the houses that have you on their books.

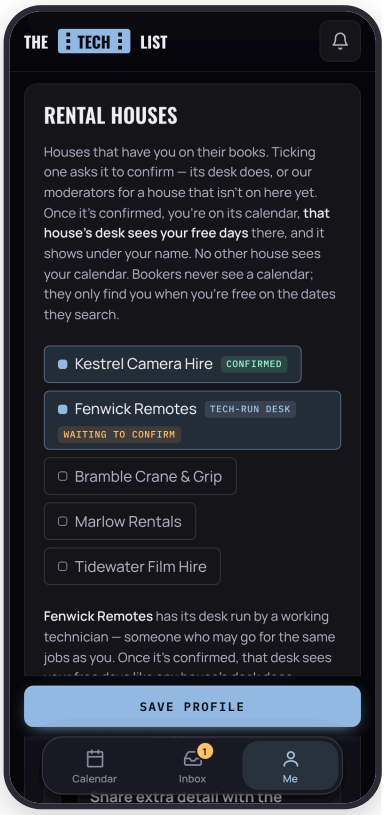

- **Ticking one asks the house to confirm.** Its desk does that — or our moderators, for a house that isn't on the site yet. Until then it says **Waiting to confirm**, and you don't show under its name or on its calendar.
- **Once it's confirmed**, you're on that house's calendar and its desk sees your **free days**. Never your jobs, or who booked you. No other house sees your calendar.
- **Tech-run desk** means that house's desk is run by a working technician — someone who may go for the same jobs as you. Once confirmed, they see your free days like any house desk does. Tick it or not knowing that.
- Untick a house any time and it stops straight away.

You can also choose whether the houses show on your page and in search, and whether to **share extra detail** with them (off unless you switch it on).

Done? Tap **Save profile**.

4 MARK YOUR FREE DAYS

Green means free. Productions searching by date only find you on days that are green; blank means not available. Everything happens on **Calendar**.

1. Tap the days you can work. Each tap picks a day. For a run, hold a day for a moment and slide (on a computer, drag), or tap the first and last and then **Fill in between**.
2. Tap **Mark free**. Those days turn green. **Not free** clears them.
3. Changed your mind? **Undo** is right there for a few seconds.

- **Fill** picks the usual runs for you — **Weekdays, next 2 weeks**, **Weekdays, next 4 weeks**, **Every day, next 30** — then you tap Mark free.
- Days booked through the list, jobs you've added from elsewhere, your time off and busy days from your phone calendar are **locked** — they can't be marked free by mistake.
- **Keep it current.** A calendar nobody's touched for a month shows to productions as "may be out of date", and you drop below techs whose calendars are fresh.

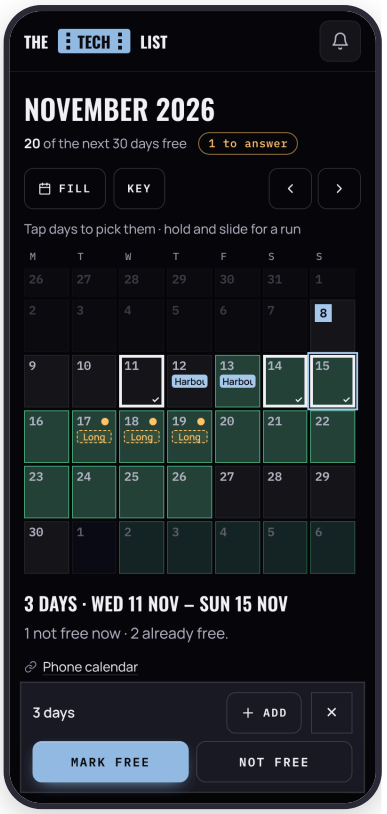

5 WAIT TO BE APPROVED

You don't need to do anything else. The **Status** box at the top of your profile shows where you are.

1. **Waiting for review** — a moderator checks your IMDb page or the jobs you listed. It usually takes a day or two.
2. You get an email when you're approved. Your page goes live at thetechlist.net/t/your-name. If they need anything else, they email you — nothing is turned down without a word.
3. Productions can find you in search straight away.

See what productions see shows your public page.

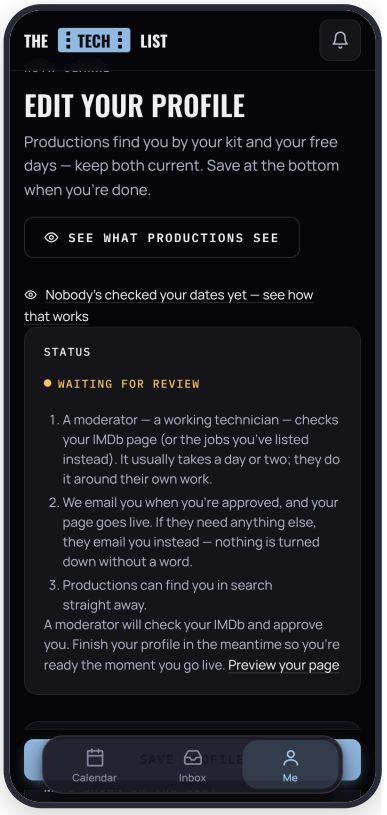

6 THREE TABS: CALENDAR, INBOX, ME

Calendar is where you organise yourself: free days, offers, pencils, bookings, your own jobs and time off, all on one month.

Inbox is what needs you: every offer **waiting for your reply**, what's next, and anything left to set up. A number on the tab means something's waiting.

Me is everything you set once and come back to rarely: your kit, the rental houses you work with, contact details, **Who's checked your dates**, **Phone calendar**, all your bookings, the guides and your account.

On a phone the three tabs run along the bottom; on a computer, down the left.

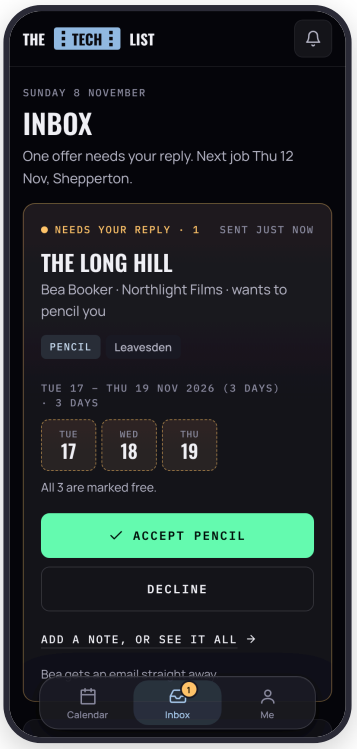

Inbox

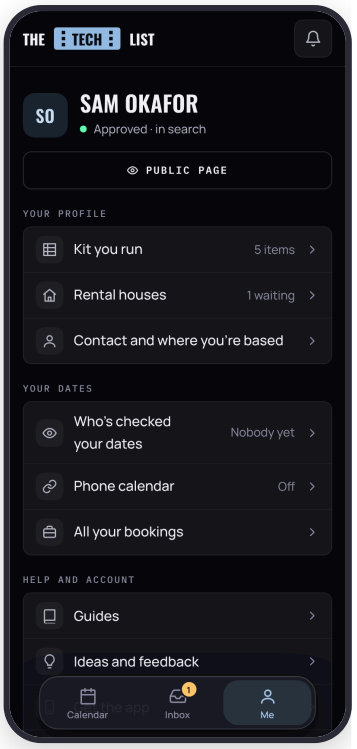

Me

7 ANSWER JOB OFFERS

When a production wants you, you get an email and a number appears on **Inbox**. Every offer is listed under **Needs your reply** — **Accept** straight from there, or open it to read it first. Offers show on your **Calendar** too: tap the day and answer it there.

OFFER	WHAT IT MEANS	WHAT ACCEPT DOES
Pencil	"Can you hold these days for us?"	Holds the days. Your free days don't change until they confirm — they can still release it.
Booking	"You're booked."	Books you in and takes those days off your free days.

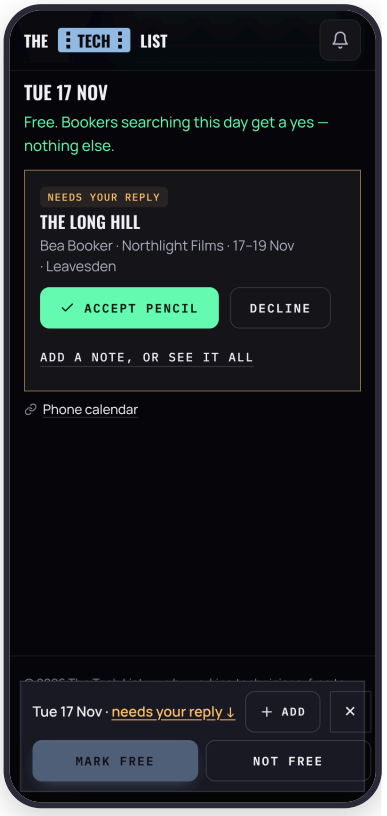

1. Read the dates, where, and any notes.
2. Optional: type a note, or tap a ready-made one ("Can do — see you there.", "Booked that day, sorry.").
3. Tap **Accept** or **Decline**. They get an email straight away.

- **"Tap again"?** For anything big — a firm booking, a clash with another job, your time off — the button asks for a second tap so a slip of the thumb can't commit you. Decline always takes two taps.
- **2nd pencil** — another production already holds those days, so a new pencil goes in behind it. It moves up to 1st by itself if the first is released. You're told before you accept.
- **Can't accept a booking?** You're already booked on one of those days. Decline it, or cancel the other job first.
- **Don't leave offers sitting.** If three offers go unanswered for three days, you're paused in search until you tap **I'm back** on your profile.

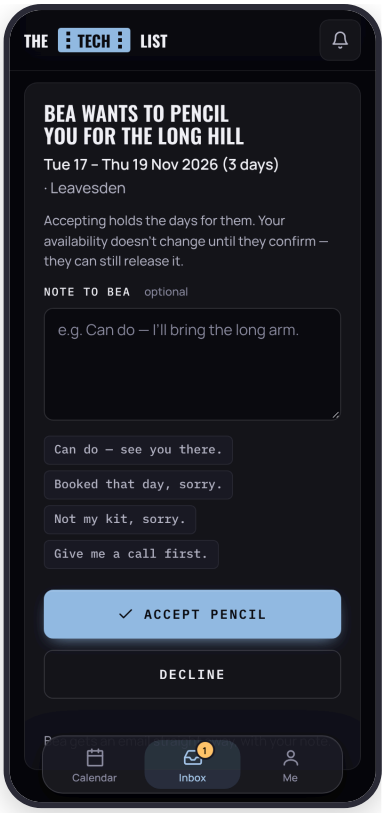

8 KEEP YOUR DIARY RIGHT

Your **Calendar** month shows everything at once: green free days, offers, pencils, bookings, your own jobs and time off as bars. Tap a day to see what's on it — offers can be answered right there.

Got a job off the site? Add it

1. Pick its days on the calendar, then tap **+ Add**.
2. Under **Or a job from elsewhere**, give it a name ("Car commercial"). The dates are already filled in.
3. Tap **Add job**. Those days come off your free days. Only you see the job; houses just see the days as not free.

Going away? Block out time off

1. Pick the days, tap **+ Add**, then **Time off** (it's the first button).
2. Those days are locked. If an offer waiting for you falls in that time, you're told so you can decline it.

Changed your mind about time off? Pick the day and tap **Mark free** — it's a free day again. To change or remove a job, tap its day, then **Change or remove**.

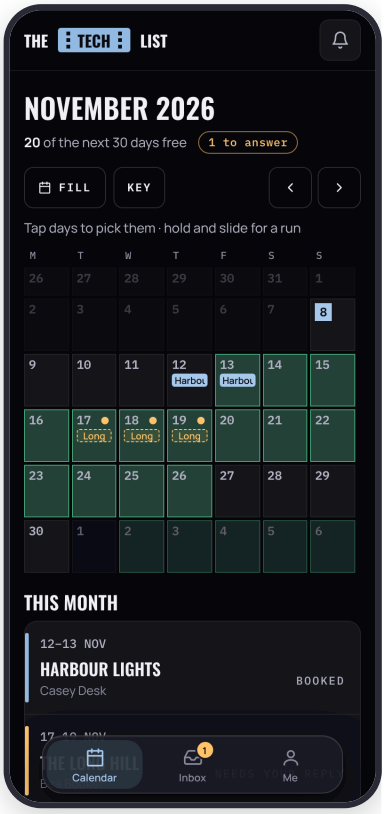

9 PUT IT ON YOUR PHONE

Your jobs in your phone's calendar

Tap **Me** → **Phone calendar**, then **Turn on calendar sync**.

- **iPhone:** tap **Add to Apple Calendar**, then Subscribe.
- **Android / Google:** tap **Add to Google Calendar** on a computer — it then shows on your phone by itself. No computer to hand? **Email me the link** and open it later.
- It updates by itself. Google can take a few hours to show a change; Apple is quicker.
- The link is private to you. Shared it by mistake? **Make a new link** and the old one stops working.

The site as an app

Tap **Me** → **Get the app** and follow the steps for your phone. Opened the link from WhatsApp or Instagram? Open it in Safari or Chrome first — apps can't be installed from inside them.

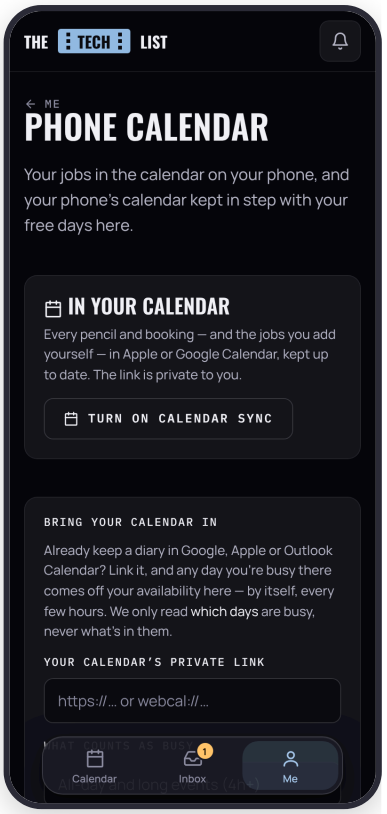

10 WHO SEES WHAT

Nobody sees your calendar. A production that searches by date only gets a yes or no for the days it asks about.

WHO	WHAT THEY SEE
Anyone, once you're approved	Your name, kit, IMDb link, where you're based, and the phone and email you chose to show
Productions searching by date	Whether you're free on every day they searched — a yes or no, never your calendar
Houses that have confirmed you	Your free days, on their calendar and their linked spreadsheets. Never your jobs or who booked you
Every other rental house	Only a yes or no for dates it searches, like any production
Other techs	Your public page only
Moderators	Your public details and login email. Not your free days or bookings
Only you	Your whole calendar, your own jobs and time off, and why a day isn't free

WHO'S CHECKED YOUR DATES

Tap **Me → Who's checked your dates** to see every booker or house desk that checked you against dates in the last 90 days — how many date ranges, whether you were free, and the latest dates.

- One account can check you against up to 16 different date ranges in a week. After that you show to them as "call to ask".
- **Stop them checking** makes that permanent for that account. They can still pencil you, and you can still say no.
- **Report** sends them to a moderator if something looks wrong. They aren't told who reported them.

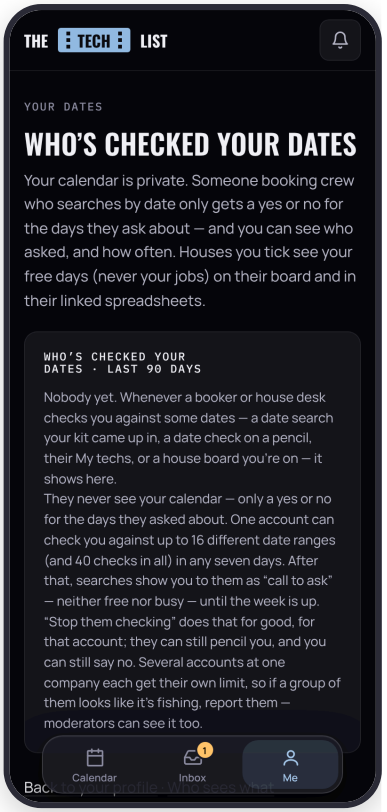

IF SOMETHING GOES WRONG

PROBLEM	WHAT TO DO
I never got the confirmation email	Check spam, then tap **Send it again** on your profile. Typed the wrong address? **Me → Account and log-in**.
I forgot my password	On the log-in page tap **Forgotten it?** and follow the email.
I'm not showing up in searches	You must be approved (Status box), not paused, have the kit ticked, and be green on every day the production searched. Check those days are green on your **Calendar**.
A house hasn't confirmed me	Its desk decides. Until it does you don't show under its name. Give them a nudge, or untick it.
My profile says "Paused in search"	Three offers went unanswered. Answer them, then tap **I'm back**.
"Tap again" doesn't do anything	Wait half a second between the two taps.
A day won't turn green	It's locked — you're booked, have a job from elsewhere, time off, or something in your phone calendar then. Tap it to see why.
My phone calendar hasn't updated	Google can take a few hours. Apple is quicker.
I want to leave	**Me → Account and log-in → Delete my account.** Your profile, kit and free days go for good, and anyone with an open offer is told.
Anything else	Tap **Ask us** at the bottom of any page. No account needed.